

WHAT TO EXPECT

DURING YOUR STANCOLD INDUSTRIAL PARTITION INSTALLATION



Our handy step by step guide to the installation process from our first day on site to project completion. Our dedicated team of friendly experts will keep you informed of progress.

MEET YOUR PROJECT TEAM



Project manager



CAD co-ordinator



Installation manager




Team leader and installation team


START ON SITE



All delivery and offloading taken care of by us




Frame assembly



First fix of angles and trims

SYSTEMATIC WALL PANEL INSTALLATION



Wall panels installed up to 500m² per week



Safe installations




Tidy as we go


INSTALLATION OF ANCILLARIES



Seal joints where required



Install doors



Install windows

WHAT TO EXPECT

DURING YOUR STANCOLD INDUSTRIAL PARTITION INSTALLATION



Our handy step by step guide to the installation process from our first day on site to project completion. Our dedicated team of friendly experts will keep you informed of progress.

TRIMMING AND FIRESTOPPING



Firestopping installed by our accredited installers



Final fits and safety checks



Snagging


SIGN-OFF AND CLEAR SITE



Finished wall



All plant and waste removed from site



Sign-off and client handover


WARRANTIES AND CERTIFICATION



O and M manuals
AS built drawings



Health and safety information



All sent to your Inbox

STANCOLD'S ACCREDITED SYSTEM



CONTRACTORS HEALTH & SAFETY ASSESSMENT SCHEME
Accredited Contractor
www.chas.gov.uk

0117 316 7000
www.stancold.co.uk